

Critical behavior and conservation in directed sandpiles

Romualdo Pastor-Satorras and Alessandro Vespignani

The Abdus Salam International Centre for Theoretical Physics, P.O. Box 586, 34100 Trieste, Italy

(Received 20 June 2000)

We perform large-scale simulations of directed sandpile models with both deterministic and stochastic toppling rules. Our results show the existence of two distinct universality classes. We also provide numerical simulations of directed models in the presence of bulk dissipation. The numerical results indicate that the way in which dissipation is implemented is irrelevant for the determination of the critical behavior. The analysis of the self-affine properties of avalanches shows the existence of a subset of superuniversal exponents, whose value is independent of the universality class. This feature is accounted for by means of a phenomenological description of the energy balance condition in these models.

PACS number(s): 05.65.+b, 05.70.Ln

I. INTRODUCTION

Sandpile cellular automata are the most famous example of self-organized critical (SOC) behavior [1–3]. Under an external drive consisting of a slow addition of sand (energy) grains and the action of dissipation through the loss of energy on the lattice boundaries, these models reach a stationary steady state. In the limit of infinitesimal driving and dissipation (this last achieved in the thermodynamic limit), the stationary state of sandpile models exhibits diverging response functions associated to a characteristic avalanche dynamics. This is the hallmark of a critical behavior that has attracted an enormous amount of interest as a plausible explanation of the avalanche-like critical behavior empirically observed in many natural systems [3].

Sandpile models have been at the center of an intense research activity made of both analytical studies and numerical simulations. Despite the simple definition of these automata, it turns out that their full analytical understanding is a very problematic task [4]. As a further complication, also the numerical inspection of these models results to be particularly difficult. For example, the precise identification of universality classes has resisted for many years even the most careful numerical analysis, and only recent results have partially settled this problem [5–8]. On the other hand, these refined analyses have pointed out that several sandpile models do not follow the simple finite size scaling (FSS) form usually adopted in the description of critical behavior [9]. For instance, the more sophisticated multiscaling approach [10–12] seems to be required for a full description of the scaling properties of the original Bak, Tang, and Wiesenfeld (BTW) model [1,2].

Many sandpile features have been underlined as the possible origin of these scaling anomalies. The deterministic dynamical rules of the BTW model induce nonergodic effects [8], that are certainly missing in stochastic models, such as the Manna model [13,4], which shows a perfect FSS behavior, even for moderate system sizes. A further complication of sandpile automata stems from the peculiar role of the boundary dissipation, that makes the lattice size scaling entangled with the system dynamics. In such cases, the thermodynamic limit is essential for the dissipative dynamics of large avalanches. A clear understanding of the interplay be-

tween dissipation and size scaling has not yet been achieved and it has been recently the subject of several studies [11,14].

In this paper we address some of the aforementioned problems in the case of directed sandpile models [10,15–18]. In this case Dhar and Ramaswamy obtained an exact solution for the Abelian deterministic directed sandpile (DDS) [15], that can be used as a touchstone to check the numerical simulation analysis. Directed sandpiles thus become an interesting test field to study how the critical behavior is affected by the introduction of stochastic elements and dissipation. We perform large scale numerical simulations of two directed sandpile automata: the deterministic directed sandpile model [15] and the stochastic directed sandpile model [18]. We study both models in the case of boundary and bulk dissipation [19–22]. We find, in agreement with the results in Ref. [18], that the models define two different universality classes. In addition we show that the universality class of the models does not depend on the way in which dissipation is implemented. Finally we analyze the properties of anisotropic models in which the dynamics is not fully directed [10,23]. In this case we observe that on large scales the critical behavior is the same of that of fully directed models. Results for the stochastic models are compared with a recent theoretical approach by Paczuski and Bassler [24], that provides values for the critical exponents in perfect agreement with numerical simulations. These results are also recovered in Ref. [25].

The numerical analysis also points out that some critical exponent values, such as the correlation length exponents or the affinity exponent (to be defined later on), are independent of the particular universality classes and common to all models considered. In order to explain this numerical evidence, we provide a phenomenological characterization of directed sandpiles based on the basic symmetries introduced by the conserved dynamics of these automata. Following balance of energy arguments inspired in Refs. [26–28], we derive a series of results and predictions on the value of critical exponents which are a straightforward consequence of conservation. These general results can be considered as superuniversal, because they characterize the critical behavior of all directed sandpiles with local dynamical rules, independently on the specific universality class. The results presented here provide a general picture of directed models and the role of

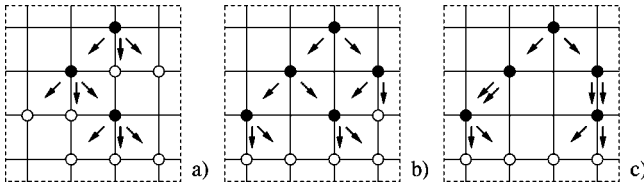


FIG. 1. Toppling rules in $d=2$ for directed sandpiles. Filled circles represent active (toppling) sites; empty circles are stable sites. In the deterministic model (a) an active site sends one grain to each of its three neighbors on the next downwards row. In the stochastic models, exclusive (b) and nonexclusive (c), one grain is sent to two randomly chosen downwards neighbors.

boundary and bulk dissipation in the process of self-organization.

The paper is arranged as follows. In Sec. II we introduce and define the various directed models considered. Sections III and IV present and discuss, from the standpoint of universality, the numerical results for directed models with boundary and bulk dissipation. In Sec. V we introduce anisotropic models, and present the numerical results obtained, in comparison with those of directed models. Section VI is devoted to an analytical approach based on the conservation of energy. Finally, in Sec. VII we draw our conclusions and perspectives.

II. DIRECTED MODELS

Sandpile models are usually defined on a d -dimensional hypercubic lattice of size L . To each node of the lattice is assigned an integer variable z_i , called “energy.” Energy is added to the system uniformly at randomly chosen sites ($z_i \rightarrow z_i + 1$). When a site becomes active, that is, when its energy becomes larger than or equal to a certain threshold z_c , it topples. A toppling site loses an energy z_c , that is distributed among its neighbors according to a certain set of rules. The neighbors that receive energy can become active and topple on their turn, thus generating an avalanche. The slow driving condition is effectively imposed by stopping the random energy addition during the avalanche spreading. This means that the driving time scale is infinitely large with respect to the toppling characteristic time scale.

The models we consider in this section are directed, in the sense that the energy is always transported along a preferred fixed direction. We denote this preferred direction by the coordinate x_{\parallel} , whose positive direction is usually defined as “downwards.” The transverse direction (subspace of dimension $d-1$ perpendicular to x_{\parallel}) will be denoted by \vec{x}_{\perp} .

The toppling rules of the models define two main classes.

(i) **Deterministic directed sandpile (DDS):** In d dimensions, the threshold is set to $z_c = 2d - 1$. When a site in a given hyperplane x_{\parallel} topples, it sends *deterministically* one grain of energy to each one of its nearest and next-nearest neighbors on the hyperplane $x_{\parallel} + 1$ [see Fig. 1(a)]. Our definition is somewhat different from the original model of Dhar and Ramaswamy [15], in both the driving and the orientation of the lattice. Both models, however, are expected to share the same universality class, being deterministic and directed. Numerical simulations confirm indeed this point [18].

(ii) **Stochastic directed sandpile (SDS):** In this case, the

threshold is $z_c = 2$, independently of the dimensionality of the lattice. When a site in the hyperplane x_{\parallel} topples, it sends two grains of energy to two sites, *randomly chosen* among its $2d - 1$ nearest and next-nearest neighbors on the hyperplane $x_{\parallel} + 1$. The toppling rules of this model can be defined *exclusive* if the two energy grains are always distributed on different sites, Fig. 1(b). On the other hand, the model can be defined *nonexclusive* if the dynamics allows the transfer of two energy grains onto the same site, Fig. 1(c). We therefore report simulations on the exclusive stochastic directed sandpile (ESDS) and on the nonexclusive stochastic directed sandpile (NESDS). In spite of the stochastic nature of these models, we must bear in mind that they are nevertheless Abelian [4]. The discussion therefore focuses on the difference between stochastic and deterministic models.

Once the toppling rules have been determined, the models are finally defined by specifying the dissipation mechanism. For systems with boundary dissipation, we impose periodic boundary conditions in the transverse directions \vec{x}_{\perp} and open at the hyperplane $x_{\parallel} = L$. In this way, the models are locally conserved; energy can only leave the system at the bottom of the lattice. In models with bulk dissipation, we impose periodic boundary conditions in both the x_{\parallel} and \vec{x}_{\perp} directions. Dissipation is implemented by allowing a toppling site to lose an energy z_c without transferring it with probability p [26,21]. This means that, on average, an energy $\epsilon = z_c p$ is dissipated in each toppling. In the limit $\epsilon \rightarrow 0$, the system shows critical behavior [26].

In the stationary state we can define the probability that the addition of a single energy grain is followed by an avalanche of toppling events. Avalanches are then characterized by the total number of topplings s and the time duration t . In the limit of infinitesimal driving (slow driving condition) the system shows scaling behavior and the probability distributions of these quantities follow the finite-size scaling (FSS) forms

$$P(s) = s^{-\tau_s} \mathcal{G}(s/s_c), \quad (1)$$

$$P(t) = t^{-\tau_t} \mathcal{F}(t/t_c), \quad (2)$$

where s_c and t_c are the characteristic size and time, respectively. The exponents τ_s and τ_t characterize the critical behavior and define the universality classes to which the models belong. In the critical region the characteristic time and size are determined only by the system size L or the dissipation ϵ , in the case of boundary and bulk dissipation, respectively. In directed models, the *affinity exponent* ζ is of particular importance; it relates the avalanche characteristic lengths in the perpendicular direction, ξ_{\perp} , and in the parallel direction, ξ_{\parallel} , through the relation $\xi_{\perp} \sim \xi_{\parallel}^{\zeta}$. This exponent characterizes the degree of anisotropy due to the preferential direction present in the transport of the energy. In other words, it expresses the self-affine properties in the scaling of avalanches. A general result concerns the average avalanche size $\langle s \rangle$, that also scales linearly with L [10,15,23]; this result can be exactly obtained by inspecting the conservation symmetry of the model as we shall see in Sec. VI.

For the DDS, the exact analytical solution in $d=2$ yields the exponents $\tau_s = 4/3$ and $\tau_t = D = 3/2$ [15]. The upper critical dimension is found to be $d_c = 3$, and it is also possible to

find exactly the logarithmic corrections to scaling [15,29]. The introduction of stochastic ingredients in the toppling dynamics of directed sandpiles has been studied recently in a model that randomly stores energy on each toppling [16]. This model is strictly related to directed percolation and defines a universality class “per se.” It would be very interesting to investigate the possible connection between this model and the stochastic directed one presented in this work.

III. NUMERICAL SIMULATIONS WITH BOUNDARY DISSIPATION

In this section we report results from computer simulations of deterministic and stochastic directed sandpiles, performed with boundary dissipation. The system sizes considered range from $L=100$ to $L=6400$. The statistical distribution functions have been computed averaging over 10^7 nonzero avalanches.

In the case of boundary dissipation, the lattice size L is the only characteristic length present in the system. Approaching the thermodynamic limit ($L \rightarrow \infty$), the avalanche characteristic size and time in Eqs. (1) and (2) diverge as $s_c \sim L^D$ and $t_c \sim L^z$, respectively. The exponent D defines the fractal dimension of the avalanche cluster and z is the usual dynamic critical exponent. The directed nature of the model introduces a drastic simplification, since it imposes $z = 1$. In order to compute the different exponents characterizing the dynamics of the avalanches, we have performed the moment analysis of the distributions, in analogy to the method developed by De Menech *et al.* [11,12]. We define the q th moment of the avalanche size distribution on a lattice of size L as $\langle s^q \rangle_L = \int ds s^q P(s)$. If the FSS hypothesis (1) is valid in the asymptotic limit of large s , then the q th moment has the following dependence on system size:

$$\langle s^q \rangle_L = L^{D(q+1-\tau_s)} \int dy y^{(q-\tau_s)} \mathcal{G}(y) \sim L^{\sigma_s(q)}. \quad (3)$$

The exponent $\sigma_s(q) = D(q+1-\tau_s)$ is computed as the slope of the log-log plot of $\langle s^q \rangle_L$ as a function of L . For large enough values of q [i.e., away from the region where the integral in Eq. (3) is dominated by its lower cutoff], one can compute the fractal dimension D as the slope of $\sigma_s(q)$ as a function of q : $D = \partial \sigma_s(q) / \partial q$. On the other hand, since the first moment must scale linearly with L , we have $\sigma_s(1) = 1$. Once D is known we can estimate τ_s using the relation $\sigma_s(1) = D(2-\tau_s) = 1$.

Along the same lines we can obtain the moments of the avalanche time distribution. In this case, $\langle t^q \rangle_L \sim L^{\sigma_t(q)}$, with $\partial \sigma_t(q) / \partial q = z$. Analogous considerations for small q apply also for the time moment analysis. Here, an estimate of the asymptotic convergence of the numerical results is provided by the constraint $z = 1$, that must hold for large enough sizes. Then, the τ_t exponent can be found using the scaling relation $(2-\tau_t) = \sigma_t(1)$.

Once the exponents have been estimated numerically, we can check the accuracy of the moment analysis’ predictions using the FSS hypothesis. If the FSS hypothesis of Eqs. (1),(2) is correct, then the plots of the distributions, under the rescaling $s \rightarrow s/L^D$ and $P(s) \rightarrow P(s)L^{D\tau_s}$ and correspond-

TABLE I. Critical exponents for directed sandpiles with boundary dissipation in $d=2$. DR: Dhar and Ramaswamy’s exact solution; DDS, deterministic directed model; ESDS and NESDS, stochastic directed models. Figures in parentheses denote statistical uncertainties.

Model	τ_s	D	τ_t	z	ζ
DR	4/3	3/2	3/2	1	1/2
DDS	1.34(1)	1.51(1)	1.51(1)	1.00(1)	0.50(1)
ESDS	1.43(1)	1.74(1)	1.71(3)	0.99(1)	0.51(1)
NESDS	1.43(1)	1.75(1)	1.74(4)	0.99(1)	0.51(1)

ingly $t \rightarrow t/L^z$ and $P(t) \rightarrow P(t)L^{z\tau_t}$, should collapse onto the same universal function, for different values of L .

In Table I we report the exponents found for the DDS, ESDS, and NESDS models in $d=2$. Figure 2 shows the moments $\sigma_s(q)$ and $\sigma_t(q)$. Figures 3 and 4 plot the FSS data collapse for sizes and times, respectively. The exponents obtained for the DDS are in perfect agreement with the expected analytical results. This fact supports the idea that the system sizes used in the present work allow to recover the correct asymptotic behavior. Results for the ESDS and NESDS are identical within the error bars, pointing out that these two models are in the same universality class. On the other hand, the obtained exponents prove beyond any doubts that deterministic and stochastic directed sandpile models do not belong to the same universality class.

We have also directly computed the characteristic lengths in the parallel and transversal directions ξ_{\parallel} and ξ_{\perp} as a func-

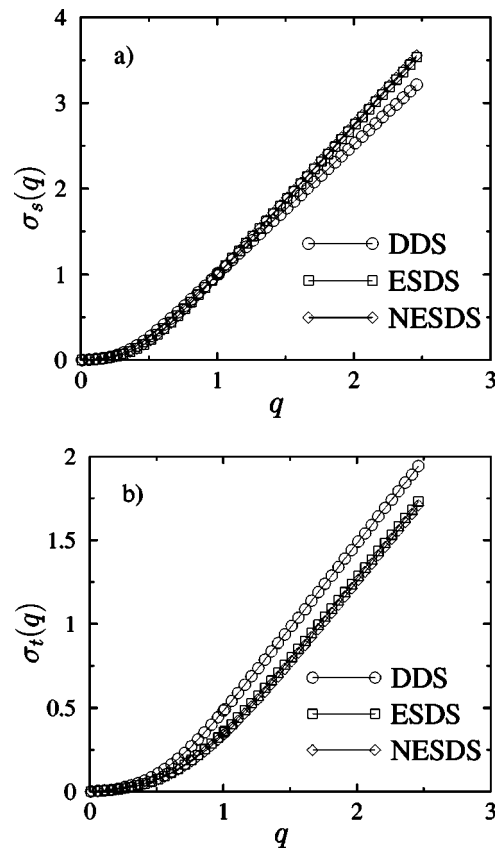


FIG. 2. Plot of (a) $\sigma_s(q)$ and (b) $\sigma_t(q)$ for the $d=2$ models DDS, ESDS, and NESDS with boundary dissipation.

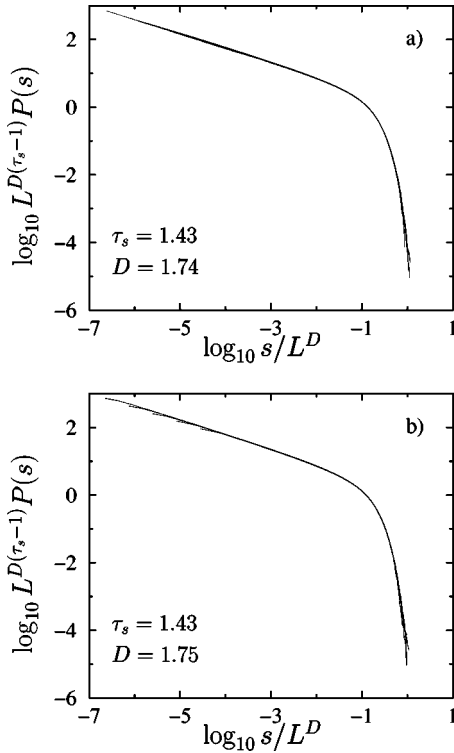


FIG. 3. Data collapse analysis of the integrated avalanche size distribution for the $d=2$ stochastic models with boundary dissipation (a) ESDS and (b) NESDS. System sizes are $L=400, 800, 1600, 3200,$ and 6400 .

tion of the system size. The anisotropy of the system is reflected in the different definitions of both characteristic lengths. In this sense, we define them with the same spirit as in directed percolation [30].

Consider a given avalanche, labeled α , that has started at the site $(x_{\parallel}^{(0)}, x_{\perp}^{(0)})$, and has affected the set of *different* sites $\{(x_{\parallel}^{(i)}, x_{\perp}^{(i)})\}$, for $i=0 \cdots a-1$ (i.e., it has covered an area a). Let us define the quantities

$$R_{\parallel}(\alpha) = \frac{1}{a} \sum_{i=1}^{a-1} |x_{\parallel}^{(0)} - x_{\parallel}^{(i)}| \quad (4)$$

and

$$R_{\perp}^2(\alpha) = \frac{1}{a} \sum_{i=1}^{a-1} (x_{\perp}^{(0)} - x_{\perp}^{(i)})^2. \quad (5)$$

Furthermore, let us define $R_{\parallel}(a)$ and $R_{\perp}^2(a)$ as the averages of the previous quantities, over all avalanches of the same fixed area a . Let $P(a)$ be the probability of observing an avalanche of area a . We define the correlation lengths by

$$\xi_{\parallel} = \frac{\sum_a R_{\parallel}(a) a P(a)}{\sum_a a P(a)}, \quad \xi_{\perp}^2 = \frac{\sum_a R_{\perp}^2(a) a P(a)}{\sum_a a P(a)}. \quad (6)$$

The different definitions (4) and (5) are obviously due to the different nature of the avalanche spreading in the directions x_{\parallel} and x_{\perp} . In the former case, the spreading is isotropic, and

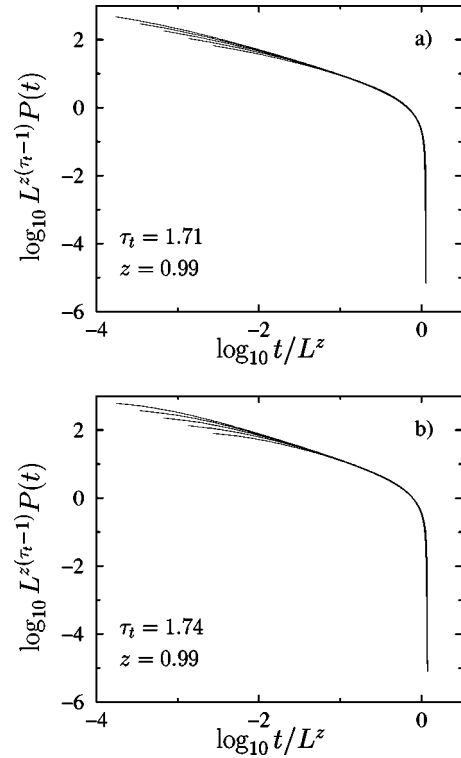


FIG. 4. Data collapse analysis of the integrated avalanche time distribution for the $d=2$ stochastic models with boundary dissipation (a) ESDS and (b) NESDS. System sizes are $L=400, 800, 1600, 3200,$ and 6400 .

thus the second moment of the relative distance distribution is needed to define a meaningful correlation length. In the latter case, on the other hand, the spreading is always in the direction of growing x_{\parallel} , and therefore the first moment is sufficient.

The system being critical, both correlation lengths should scale with the system size, defining the exponents ν_{\parallel} and ν_{\perp} by

$$\xi_{\parallel} \sim L^{\nu_{\parallel}}, \quad \xi_{\perp} \sim L^{\nu_{\perp}}. \quad (7)$$

The affinity exponent, defined by

$$\xi_{\perp} \sim \xi_{\parallel}^{\zeta} \quad (8)$$

is thus given by $\zeta = \nu_{\perp} / \nu_{\parallel}$.

We have calculated the correlations lengths in the models DDS, ESDS, and NESDS, given by the definition (6). The results, plotted in Fig. 5, give the following dependence of the correlation lengths with system size for all models:

$$\xi_{\parallel} \sim L, \quad \xi_{\perp} \sim L^{1/2}. \quad (9)$$

These relations define the exponents $\nu_{\parallel} = 1$ and $\nu_{\perp} = 1/2$, and an affinity exponent $\zeta = 1/2$. It is interesting to note that this exponent is independent of the universality class of the model, defining a sort of superuniversal property of directed models.

As pointed out in Ref. [18], the stochastic dynamics of SDS models introduces multiple toppling events on the same site, which are by definition absent in the deterministic case. This gives rise to a very different avalanche structure, even-

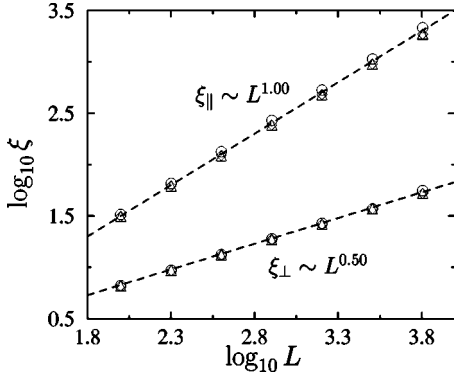


FIG. 5. Correlation lengths ξ_{\parallel} and ξ_{\perp} as a function of L for the models with boundary dissipation DDS (\circ), ESDS (\triangle), and NESDS (\diamond). The dashed lines are guides to the eye with slope 1.00 and 0.50.

tually reflected in the different asymptotic critical behavior. It is worth remarking that the universality class of SDS appears robust to modifications of the stochastic microscopic dynamics as pointed out in Ref. [31], where it is shown that modifications of SDS models with stochastic toppling threshold still belong to the same universality class. Recently, Paczuski and Bassler [24], have proposed a theoretical approach that allows the calculation of critical exponents in directed models with multiple topplings. The analysis goes through the mapping of the avalanche evolution into the dynamics of an interface moving in a random medium, as also proposed in Refs. [32,33]. This theoretical result gives the exponents $\tau_s = 10/7$ and $\tau_t = D = 7/4$, in perfect agreement with the values obtained by numerical simulations, Table I. The same exponent values are also found in the approach of Ref. [25].

IV. NUMERICAL SIMULATIONS WITH BULK DISSIPATION

In this section we report results from computer simulations of deterministic and stochastic sandpiles, performed with bulk dissipation. In this case, dissipation is implemented as described in Sec. II. That is, in a system with periodic boundary conditions, each toppling site has a probability ϵ/z_c of losing an energy z_c , and a probability $1 - \epsilon/z_c$ of transferring it to its neighbors. The dissipation rates range from $\epsilon = 0.0016$ to 0.0512 , and the (fixed) system size considered is $L = 6400$. Statistical distribution functions have been computed averaging over 10^7 nonzero avalanches.

In the presence of bulk dissipation the characteristic sizes are determined by the dissipation rate ϵ , which defines the only characteristic length in the system. Approaching the limit $\epsilon \rightarrow 0$, the avalanche characteristic size and time diverge as $s_c \sim \epsilon^{-\Delta_s}$ and $t_c \sim \epsilon^{-\Delta_t}$, respectively. It is also very easy to relate the mean avalanche size to the dissipation rate ϵ . On average, each added grain must be dissipated in the evolution of the avalanche, resulting in $\epsilon \langle s \rangle = 1$. This readily yields $\langle s \rangle = \epsilon^{-1}$. In this case it is extremely important that the characteristic length of the avalanche ξ_{\parallel} is always smaller than the size of the lattice used. This allows us to study only finite size effects introduced by the dissipation probability, without spurious effects due to the finite lattice size.

The moment analysis can be straightforwardly general-

TABLE II. Critical exponents for directed sandpiles with bulk dissipation in $d=2$. DR: Dhar and Ramaswamy's exact solution; DDS, deterministic directed model; ESDS and NESDS, stochastic directed models. Figures in parentheses denote statistical uncertainties.

Model	τ_s	Δ_s	τ_t	Δ_t	ζ
DR	4/3	3/2	3/2	1	1/2
DDS	1.32(1)	1.50(1)	1.52(1)	1.00(1)	0.51(1)
ESDS	1.42(1)	1.72(2)	1.70(4)	0.98(2)	0.51(1)
NESDS	1.43(1)	1.75(2)	1.70(5)	0.99(2)	0.50(1)

ized to systems with bulk dissipation. In this case the role of the system size L as scaling parameter is played by the dissipation ϵ . If the FSS hypothesis holds, the q th moment for, say the size distribution, has an explicit dependence on the dissipation rate that reads

$$\langle s^q \rangle_{\epsilon} \sim \epsilon^{-\Delta_s(q+1-\tau_s)} = \epsilon^{-\rho_s(q)}. \quad (10)$$

The new moment $\rho_s(q) = \Delta_s(q+1-\tau_s)$ can be estimated by linear regression in a log-log plot of $\langle s^q \rangle_{\epsilon}$ as a function of ϵ^{-1} . Once this moment is computed, the exponent Δ_s is given by $\Delta_s = \partial \rho_s(q) / \partial q$. The relation $\langle s \rangle = \epsilon^{-1}$ imposes $\rho_s(1) = 1$, and from here, once known Δ_s , we compute τ_s using the relation $\rho_s(1) = \Delta_s(2-\tau_s)$. Analogous considerations allow us to compute the exponents of the time distribution Δ_t and τ_t . Finally, to check the exponents with the data collapse technique, one must plot the rescaled functions $P(s)\epsilon^{-\Delta_s\tau_s}$ as a function of $s/\epsilon^{-\Delta_s}$ and $P(t)\epsilon^{-\Delta_t\tau_t}$ as a function of $t/\epsilon^{-\Delta_t}$, respectively.

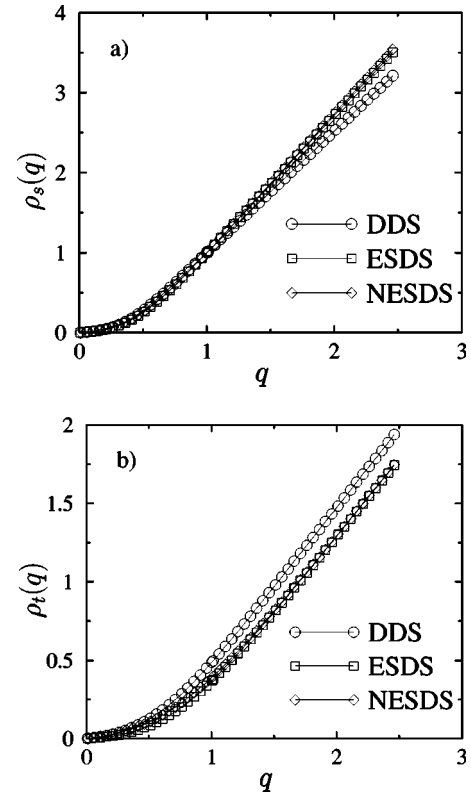


FIG. 6. Plot of (a) $\rho_s(q)$ and (b) $\rho_t(q)$ for the $d=2$ models DDS, ESDS, and NESDS with bulk dissipation.

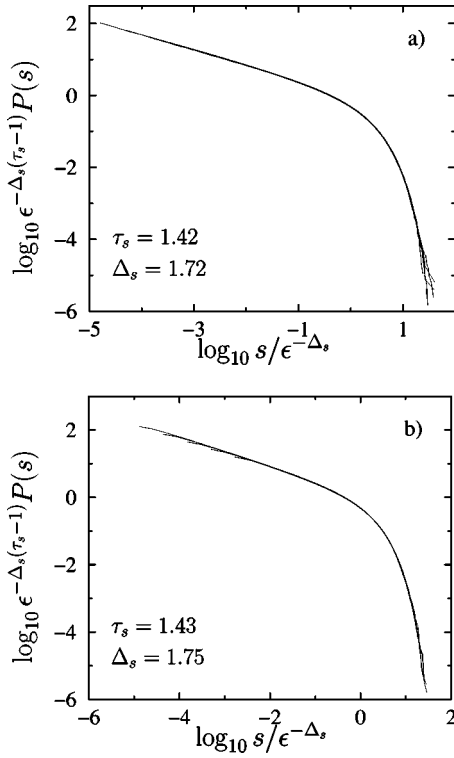


FIG. 7. Data collapse analysis of the integrated avalanche size distribution for the $d=2$ stochastic models with bulk dissipation (a) ESDS and (b) NESDS. Dissipations are $\epsilon=0.0256, 0.0128, 0.0064, 0.0032,$ and 0.0016 .

In Table II we report the exponents computed in $d=2$ for the directed models DDS, ESDS, and NESDS with bulk dissipation. The corresponding moments $\rho_s(q)$ and $\rho_t(q)$ are shown in Figs. 6, while Figs. 7 and 8 plot the data collapse for sizes and times, respectively.

To conclude our analysis of directed sandpiles with bulk dissipation, we have proceeded to compute the correlation length of the models. In this case, the scaling of the correlation lengths with vanishing dissipation define the scaling exponents

$$\xi_{\parallel} \sim \epsilon^{-\nu'_{\parallel}}, \quad \xi_{\perp} \sim \epsilon^{-\nu'_{\perp}}, \quad (11)$$

and an affinity exponent $\zeta = \nu'_{\perp} / \nu'_{\parallel}$. Using an analogous definition as in the case of boundary dissipation, we compute the exponents $\nu'_{\parallel}=1$, $\nu'_{\perp}=1/2$, and $\zeta=1/2$, as shown in Fig. 9. That is, the correlation length exponents are identical for both boundary and bulk dissipation. These results again imply an affinity exponent $\zeta=1/2$ in all the models studied so far.

These results confirm that the critical behavior of models with boundary or bulk dissipation is identical. In fact, all critical exponents τ_s , τ_t , z , and ζ are equal in both cases [34]. This further confirms the complete equivalence of both points of view with respect to sandpiles and shows that, at least in the directed case, the open boundary conditions usually implemented in simulations do not affect the scaling behavior in a peculiar way. Of course, the open boundary conditions breaks the translational invariance of the system, but in the thermodynamic limit this effect is negligible for the asymptotic critical behavior. Finally, these results vali-

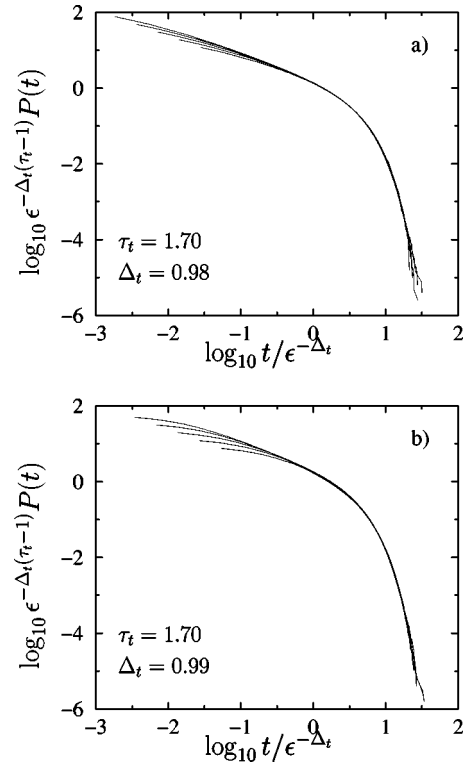


FIG. 8. Data collapse analysis of the integrated avalanche time distribution for the $d=2$ stochastic models with bulk dissipation (a) ESDS and (b) NESDS. Dissipations are $\epsilon=0.0256, 0.0128, 0.0064, 0.0032,$ and 0.0016 .

date theoretical approaches in which it is assumed a homogeneous dissipation that is much easier to treat analytically.

As a last observation it is worth remarking that also in this case, a series of exponents such as ζ and ν'_{\perp} assume values independently of the universality class of the model under study. This sort of superuniversality can be explained in terms of energy conservation as we shall see in Sec. VI.

V. NUMERICAL SIMULATIONS OF ANISOTROPIC MODELS

An important question to study in directed sandpile models is the effect on the scaling properties of any amount of

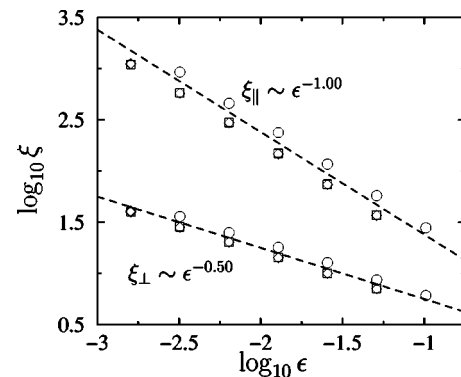


FIG. 9. Correlation lengths ξ_{\parallel} and ξ_{\perp} as a function of ϵ for the models with bulk dissipation DDS (\circ), ESDS (\triangle), and NESDS (\diamond). The dashed lines are guides to the eye with slope 1.00 and 0.50.

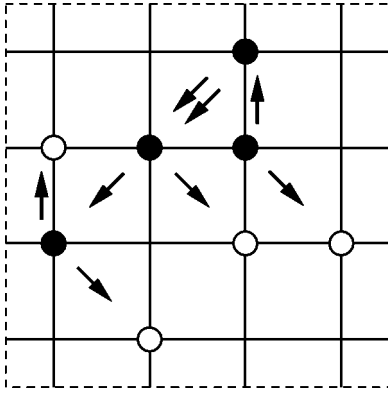


FIG. 10. Toppling rules in $d=2$ for an anisotropic sandpile. Filled circles represent active (toppling) sites; empty circles are stable sites. An active site sends one grain to two randomly chosen sites selected among the three downwards neighbors and the upward nearest neighbor.

diffusion along the preferred direction of transport x_{\parallel} . One would expect that the broken symmetry introduced by the preferential direction should prevail on large scales, so that the dynamical scaling in directed and simply anisotropic sandpiles become indistinguishable in the thermodynamic limit. This fact hints towards the possibility of a unique universality class for both directed and anisotropic sandpiles. This universality class is determined uniquely by the lack of symmetry along the x_{\parallel} direction, and the presence or absence of stochastic elements in the definition of the models.

In order to test this conjecture, we have performed numerical simulations of an anisotropic stochastic sandpile model, defined according to the following rules: on a hypercubic lattice of size L , we consider a model with threshold $z_c=2$. When a site topples, it sends two grains of energy to two sites, randomly selected among the $2d-1$ nearest and next-nearest neighbors on the hyperplane $x_{\parallel}+1$, and the nearest neighbor on the hyperplane $x_{\parallel}-1$, see Fig. 10. The rules in this model are defined non-exclusive, in such a way that the same site can receive the two sand grain expelled by an active site. The model is clearly anisotropic, because the probability to transfer energy in the downwards direction is three times larger than in the upwards direction. It would thus correspond to a nonexclusive stochastic anisotropic sandpile (NESAS). We consider only the case of boundary dissipation, performing simulations for sizes ranging from $L=100$ up to 6400, and averaging over 10^7 nonzero avalanches.

In Fig. 11 we plot the correlation length ξ_{\parallel} and ξ_{\perp} , measured according to the rules given in Eqs. (6). We confirm the expectation that anisotropic models have the same scaling properties, as regards the scaling of the correlation lengths, as directed models with the same deterministic or stochastic ingredients. We have also measured the exponents τ_s , τ_t , D , and z for this model, using the moment analysis technique. The values found are $\tau_s=1.43(1)$, $D=1.75(1)$, $\tau_t=1.72(2)$, $z=0.98(2)$. These results, compared with Tables I and II, show that this anisotropic models belongs to the same universality class of the ESDS and NESDS directed models, confirming the irrelevance of the diffusion along the preferred direction x_{\parallel} .

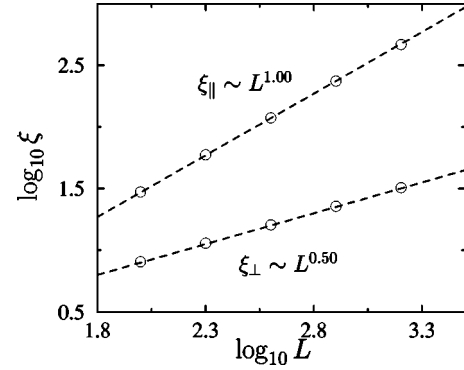


FIG. 11. Correlation lengths ξ_{\parallel} and ξ_{\perp} as a function of L for the model with boundary dissipation NESAS. The dashed lines are guides to the eye with slope 1.00 and 0.50.

VI. THE ROLE OF CONSERVATION IN SANDPILE MODELS

We have seen in the preceding sections that a subset of critical exponents characterizing the critical behavior of directed and anisotropic models have an interesting superuniversal property; i.e., they are independent of the universality class of the models. In order to understand this feature we perform a theoretical analysis based on the conservation of energy, that is the basic symmetry in standard sandpile automata. We shall see in the following that the superuniversal character of some critical exponents is dictated by simple energy conservation considerations. The use of this approach also allows us to establish a relation between boundary and bulk dissipation models by introducing an effective dissipation that depends on the system size.

The avalanche dynamics in sandpile models is implicitly due to the imposed infinite time scale separation between driving and dissipation [26,27,35]. In order to devise a theory that can take into account the symmetry introduced by the energy conservation, one must first regularize the rules of the models in such a way that a single time scale is ruling the dynamics. One way to do so is to introduce a nonzero driving rate, defined as the probability per unit time h of a site to receive a grain of energy [26,35]. This driving rate plays the role of an external field and leads to the SOC behavior in the limit $h \rightarrow 0^+$. On the other hand, given that the toppling rules are conserved, energy can leave the system only at the boundaries. Boundary dissipation is a natural choice in computer simulations. However, it introduces undesirable complications due to its singular character in a local theory. It is therefore convenient to use an homogeneous effective dissipation ϵ , defined as the average energy lost in each toppling event. As observed in previous sections, one can define models with periodic boundary conditions and built-in bulk dissipation. When constructing the local theory for models with open boundary conditions, the bulk dissipation ϵ amounts to an effective parameter that is to be related to the system size L .

With all these ingredients, we are ready to formulate conservation of energy as a continuous equation. In sandpiles, we define the order parameter ρ_a as the density of active sites (i.e., whose height $z \geq z_c$). The only dynamics in the model is obviously due to the field $\rho_a(\vec{x}, t)$, which is coupled to the local energy density $E(\vec{x}, t)$ (i.e., the local density of

sand grains), which enhances or suppresses the generation of new active sites. A Langevin description for sandpile automata is possible by considering the dynamics of the local order-parameter field $\rho_a(\vec{x}, t)$ in a coarse-grained picture, bearing in mind that the energy density $E(\vec{x}, t)$ is a *conserved* field. In Refs. [27,28], in analogy with absorbing-state phase transitions [36,37], a pair of coupled dynamical equations for the fields $\rho_a(\vec{x}, t)$ and $E(\vec{x}, t)$ were proposed. In the following we elucidate the consequences of energy conservation and we focus only on the latter equation. The interested reader can find the full set of equations in Ref. [28]. In the next subsections we shall consider separately directed and anisotropic models.

A. Directed sandpiles

We seek a continuous equation for the coarse-grained local density of energy $E(\vec{x}, t)$. In the limit of zero driving and dissipation, energy is conserved. Therefore, the evolution equation fulfilled by the local field E is

$$\frac{\partial E(\vec{x}, t)}{\partial t} = -\vec{\nabla} \cdot \vec{J}_E - \epsilon \rho_a(\vec{x}, t) + h(\vec{x}, t) + \eta_E(\vec{x}, t). \quad (12)$$

The first term simply represents the diffusion of energy; the second term accounts for the dissipation that is associated with every toppling event; the third term represents the external driving. Finally, the last term is a source of stochastic noise, that accounts for the randomness in the flow of energy. The noise term can be generated by the toppling rules in a stochastic model, or by the initial conditions plus the random driving in a deterministic model. We will require the noise to have zero average

$$\langle \eta_E(\vec{x}, t) \rangle = 0. \quad (13)$$

The noise correlator $\langle \eta_E(\vec{x}, t) \eta_E(\vec{x}', t') \rangle$ is of fundamental importance for the determination of universality classes and the critical behavior of the order parameter. However, for our present purposes we do not need precise knowledge of its analytical form (for a detailed discussion, see Refs. [27,28]).

The current can be constructed by appealing to the symmetries of the model. The transport of energy is due to topplings. These are isotropic along the transversal direction \vec{x}_\perp , therefore the current along this direction will be proportional to the *gradient* of the density of active sites. In the preferred direction, on the other hand, all the energy is transferred downwards; therefore, the current in this direction must be proportional to the *density* of active sites. The final form of the current is then

$$\vec{J}_E(\vec{x}, t) = -D_\perp \vec{\nabla}_\perp \rho_a(\vec{x}, t) + 2\lambda \rho_a(\vec{x}, t) \vec{e}_\parallel. \quad (14)$$

Plugging this expression into the equation for the energy, we have the final result

$$\begin{aligned} \frac{\partial E(\vec{x}, t)}{\partial t} = & D_\perp \nabla_\perp^2 \rho_a(\vec{x}, t) - 2\lambda \partial_\parallel \rho_a(\vec{x}, t) \\ & - \epsilon \rho_a(\vec{x}, t) + h(\vec{x}, t) + \eta_E(\vec{x}, t), \end{aligned} \quad (15)$$

where the symbol ∂_\parallel stands for the partial derivative $\partial/\partial x_\parallel$. This is the general conservation equation for any directed sandpile model. It is worth remarking at this point that the energy field is a static field, in the sense that energy diffuses only if active sites are present in the system. This is intuitively understood in sandpile models, where energy (sand) grains diffuse only from toppling sites.

To analyze the consequences of Eq. (15), it proves useful to define the susceptibility $\chi(\vec{x}, t)$ [28]:

$$\chi(\vec{x} - \vec{x}', t - t') = \left\langle \frac{\delta \rho_a(\vec{x}, t)}{\delta h(\vec{x}', t')} \right\rangle_\eta, \quad (16)$$

where the symbol $\langle \rangle_\eta$ denotes an average over the noise distribution. By definition, the susceptibility measures the average increase in the number of active sites due to an impulsive perturbation, that is, to the addition of a single energy grain. Since we measure the size of the avalanches by the total number of topplings, the average avalanche size is given by

$$\langle s \rangle = \int d^d x dt \chi(\vec{x}, t). \quad (17)$$

Taking the functional derivative of Eq. (15) and averaging over time and noise, we obtain, in the limit $t \rightarrow \infty$, in which the sandpile is in a stationary state with constant average energy, the following equation for the static susceptibility:

$$D_\perp \nabla_\perp^2 \chi(\vec{x}) - 2\lambda \partial_\parallel \chi(\vec{x}) - \epsilon \chi(\vec{x}) = -\delta^{(d)}(\vec{x}). \quad (18)$$

This equation can be easily solved in Fourier space. Defining the transformation

$$\chi(x_\parallel, \vec{x}_\perp) = \frac{1}{(2\pi)^d} \int d^{d-1} k dq \chi(q, \vec{k}) e^{i\vec{k} \cdot \vec{x}_\perp} e^{iqx_\parallel} \quad (19)$$

and substituting into Eq. (18), we obtain the solution

$$\chi(q, \vec{k}) = \frac{1}{D_\perp k^2 + 2i\lambda q + \epsilon}, \quad (20)$$

which yields the susceptibility in real space

$$\chi(x_\parallel, \vec{x}_\perp) = \frac{1}{(2\pi)^d} \int d^{d-1} k e^{i\vec{k} \cdot \vec{x}_\perp} \int_{-\infty}^{\infty} dq \frac{e^{iqx_\parallel}}{D_\perp k^2 + 2i\lambda q + \epsilon}. \quad (21)$$

This integral yields the result, setting $D_\perp = 1$:

$$\chi(x_\parallel, \vec{x}_\perp) = \frac{1}{2\lambda} \left(\frac{\lambda}{2\pi} \right)^{(d-1)/2} x_\parallel^{(1-d)/2} e^{-x_\parallel \epsilon/2\lambda} e^{-\lambda x_\perp^2/2x_\parallel}. \quad (22)$$

Equation (22) can be conveniently rewritten into the scaling form

$$\chi(x_\parallel, \vec{x}_\perp) = x_\parallel^{(1-d)/2} \Gamma \left(\frac{x_\parallel}{\xi_\parallel}, \frac{x_\perp}{\xi_\perp} \right), \quad (23)$$

where Γ is a cutoff function that decreases exponentially in both its arguments. Comparing this last expression with Eq. (22), we can identify the parallel and transversal correlation lengths

$$\xi_{\parallel} \sim \epsilon^{-1}, \quad \xi_{\perp} \sim \epsilon^{-1/2}. \quad (24)$$

In more general terms, if we define the exponents ν'_{\parallel} and ν'_{\perp} by Eqs. (11), then we have for directed sandpiles $\nu'_{\parallel} = 1$ and $\nu'_{\perp} = 1/2$. From these last expressions, we can read off a first exact result for directed sandpiles: the avalanches produced in those models are elongated, with characteristic length in the parallel and transversal directions related by an affinity exponent $\zeta = 1/2$. It is very important to stress that these results are independent of the particular model considered and of the dimensionality d of the system, dictated only by the energy balance in the stationary state.

We can use the result (24) to relate the effective bulk dissipation with the system size in a model with open boundary conditions. To sustain a steady state with constant average energy, avalanches must reach the bottom boundary in order to be able to dissipate. This means that the characteristic length of the avalanches in the parallel direction must be proportional to the system size $\xi_{\parallel} \sim L$. We have therefore that in boundary dissipation models we can define an effective dissipation rate ϵ that is related with the system size by

$$\epsilon \sim L^{-1}. \quad (25)$$

From this relations we easily find that $\Delta_s = D$ and $\Delta_t = z$. These identities are recovered in numerical simulations (see Tables I and II). Finally, from Eq. (20), we can recover the well-known result linking the system size and the average avalanche size, $\langle s \rangle = \chi(q=0, \vec{k}=0) \sim \epsilon^{-1} \sim L$ [10,15,23].

B. Anisotropic sandpiles

Having completed the analysis of directed sandpiles, we turn our attention to the more complex case of anisotropic sandpiles. In this kind of model, the transport of energy is not strictly directed in the parallel direction, but is simply stronger in the direction $+x_{\parallel}$ than in the opposite direction $-x_{\parallel}$. The presence of backwards flow allows the possibility of diffusion in the preferred direction, and thus the equation for the conservation of energy becomes in this case

$$\begin{aligned} \frac{\partial E(\vec{x}, t)}{\partial t} &= D_{\perp} \nabla_{\perp}^2 \rho_a(\vec{x}, t) + D_{\parallel} \partial_{\parallel}^2 \rho_a(\vec{x}, t) - 2\lambda \partial_{\parallel} \rho_a(\vec{x}, t) \\ &- \epsilon \rho_a(\vec{x}, t) + h(\vec{x}, t) + \eta_E(\vec{x}, t). \end{aligned} \quad (26)$$

From Eq. (26), we can obtain the corresponding equation for the susceptibility. The solution in Fourier space is readily found to be

$$\chi(q, \vec{k}) = \frac{1}{D_{\perp} k^2 + D_{\parallel} q^2 + 2i\lambda q + \epsilon}. \quad (27)$$

Upon integration over \vec{k} and q , one obtains the expression in real space

$$\begin{aligned} \chi(x_{\parallel}, \vec{x}_{\perp}) &= \frac{1}{(2\pi)^d} \int d^{d-1} k e^{i\vec{k} \cdot \vec{x}_{\perp}} \\ &\times \int_{-\infty}^{\infty} dq \frac{e^{iqx_{\parallel}}}{D_{\perp} k^2 + D_{\parallel} q^2 + 2i\lambda q + \epsilon}. \end{aligned} \quad (28)$$

This last integral can be performed analytically in $d=1$ and 2. For $d>2$, even though we do not have a closed expression, we can obtain the leading scaling behavior. To simplify the calculations, we set, without lack of generality, $D_{\perp} = D_{\parallel} = 1$. The integration in q is done by the method of the residues. The integration of the \vec{k} angular part [38] yields

$$\begin{aligned} \chi(x_{\parallel}, \vec{x}_{\perp}) &= \frac{1}{2} \left(\frac{\gamma}{2\pi} \right)^{\nu+1} x_{\perp}^{-\nu} \int_0^{\infty} dz z^{\nu+1} \\ &\times J_{\nu}(\gamma x_{\perp} z) \frac{e^{-x_{\parallel}(\gamma\sqrt{1+z^2}-\lambda)}}{(1+z^2)^{1/2}}. \end{aligned} \quad (29)$$

Here, $J_{\nu}(z)$ is the first kind Bessel function of order ν , and we have defined the constants $\nu = (d-3)/2$ and $\gamma = (\lambda^2 + \epsilon)^{1/2}$. We are interested in the behavior of this integral for large distances, that is, in the limit $x_{\parallel} \gg x_{\perp} \gg 1$. In this limit, the weight of the integral is given by the region of small z , since the exponential suppresses large values. We can then approximate the integral in the interval $0 < z < 1$ and perform a Taylor expansion of the square root in the exponential and the denominator. In the denominator, we readily have $(1+z^2)^{1/2} \approx 1$. The term in the exponential, however, contains a constant term, and must be therefore expanded up to second order:

$$\begin{aligned} -x_{\parallel}(\gamma\sqrt{1+z^2}-\lambda) &\approx -x_{\parallel}(\gamma[1+z^2/2]-\lambda) \\ &= -x_{\parallel}(\gamma-\lambda) - x_{\parallel}\gamma z^2/2. \end{aligned} \quad (30)$$

In the limit $\epsilon \rightarrow 0$, we have $\gamma \approx \lambda$, and the constant $\gamma - \lambda$ can be expanded to give

$$\gamma - \lambda = (\lambda^2 + \epsilon)^{1/2} - \lambda \approx \lambda \left(1 + \frac{\epsilon}{2\lambda^2} \right) - \lambda = \frac{\epsilon}{2\lambda}. \quad (31)$$

Substituting these approximations into Eq. (29), we are led to the expression

$$\begin{aligned} \chi(x_{\parallel}, \vec{x}_{\perp}) &\approx \frac{1}{2\lambda} \frac{1}{(2\pi)^{\nu+1}} x_{\perp}^{(1-d)} e^{-x_{\parallel}\epsilon/2\lambda} \\ &\times \int_0^{\infty} dy y^{\nu+1} J_{\nu}(y) e^{-(x_{\parallel}/2\lambda x_{\perp}^2)y^2}, \end{aligned} \quad (32)$$

where we have performed the change of variables $y = \gamma x_{\perp} z$ and extended again the upper limit of the integral to infinity (which is allowed given its exponential convergence). The integral in Eq. (32) yields [38]

$$\chi(x_{\parallel}, \vec{x}_{\perp}) \approx \frac{1}{2\lambda} \left(\frac{\lambda}{2\pi} \right)^{\nu+1} x_{\parallel}^{(1-d)/2} e^{-x_{\parallel}\epsilon/2\lambda} e^{-\lambda x_{\perp}^2/2x_{\parallel}}, \quad (33)$$




FIG. 12. Plots of the local density of topplings in two avalanches of size 50 000 for the (a) DDS and (b) ESDS models. White stands for a single toppling per site; black represents the maximum number of topplings.

which as usual we can write in the scaling form

$$\chi(x_{\parallel}, \vec{x}_{\perp}) = x_{\parallel}^{(1-d)/2} \Gamma\left(\frac{x_{\parallel}}{\xi_{\parallel}}, \frac{x_{\perp}}{\xi_{\perp}}\right). \quad (34)$$

From here, the correlation exponents read $\nu'_{\parallel} = 1$ and $\nu'_{\perp} = 1/2$, as in the directed case. This implies again an affinity exponent $\zeta = 1/2$.

The conclusion of the lengthy calculations developed in this section is that the presence of any amount of diffusion along the preferred direction of a directed sandpile model is completely irrelevant. As soon as there is anisotropy in a model (in our mathematical formulation, when $\lambda \neq 0$, however, small), it takes over and places the model in the universality class of completely directed sandpiles. In particular, we recover the result $\langle s \rangle \sim L$ for any anisotropic sandpile, in

agreement with the numerical results in Ref. [10] and the analytic results of Ref. [23]. We remark, however, that our results do not rely in a particular model such as those of [23], but only on symmetry arguments, and are therefore of a broader generality.

VII. CONCLUSIONS

In this paper we have presented a detailed numerical analysis of deterministic and stochastic directed sandpile models. We find definitive evidence for the existence of a new universality class, embracing directed sandpile models with stochastic rules. The origin of the different critical behavior can be traced back to the presence of multiple topplings in the latter case. An example of this feature is provided in Fig. 12, where we plot the local density of topplings in two avalanches corresponding to the DDS and ESDS models. From this figure it becomes evident that the stochastic dynamics induces multiple toppling events, which are forbidden in the deterministic models. This feature has been fruitfully exploited in Ref. [24] to obtain an analytical solution of the stochastic model.

We have also studied the case of directed sandpiles with bulk dissipation. In this case, our results prove that the critical behavior is unchanged. This points out that the boundary dissipation does not play any particular role in the development of the critical behavior in directed sandpiles.

Finally, numerical results indicate that some critical exponents show a superuniversal nature, assuming the same values independently of the universality class. We provide an analytical explanation of this feature by means of a continuous phenomenological equation that takes into account the energy balance condition imposed by the dynamical rules in sandpile models.

ACKNOWLEDGMENTS

This work was supported by the European Network under Contract No. ERBFM-RXCT980183. We thank D. Dhar, R. Dickman, M. A. Muñoz, A. Stella, and S. Zapperi for helpful comments and discussions.

-
- [1] P. Bak, C. Tang, and K. Wiesenfeld, *Phys. Rev. Lett.* **59**, 381 (1987).
 - [2] P. Bak, C. Tang, and K. Wiesenfeld, *Phys. Rev. A* **38**, 364 (1988).
 - [3] H. J. Jensen, *Self-Organized Criticality* (Cambridge University Press, Cambridge, 1998), and references therein.
 - [4] D. Dhar, *Physica A* **263**, 4 (1999).
 - [5] E. Milshtein, O. Biham, and S. Solomon, *Phys. Rev. E* **58**, 303 (1998).
 - [6] A. Chessa, A. Vespignani, and S. Zapperi, *Comput. Phys. Commun.* **121-122**, 299 (1999).
 - [7] S. Lübeck, *Phys. Rev. E* **61**, 204 (2000).
 - [8] A. Vespignani, R. Dickman, M. A. Muñoz, and S. Zapperi, *Phys. Rev. E* **62**, 4564 (2000).
 - [9] *Finite Size Scaling*, Vol. 2 of *Current Physics-Sources and Comments*, edited by J. L. Cardy (North Holland, Amsterdam, 1988).
 - [10] L. P. Kadanoff, S. R. Nagel, L. Wu, and S. Zhou, *Phys. Rev. A* **39**, 6524 (1989).
 - [11] M. De Menech, A. L. Stella, and C. Tebaldi, *Phys. Rev. E* **58**, R2677 (1998).
 - [12] C. Tebaldi, M. De Menech, and A. L. Stella, *Phys. Rev. Lett.* **83**, 3952 (1999).
 - [13] S. S. Manna, *J. Phys. A* **24**, L363 (1991).
 - [14] B. Drossel, *Phys. Rev. E* **61**, R2168 (2000).
 - [15] D. Dhar and R. Ramaswamy, *Phys. Rev. Lett.* **63**, 1659 (1989).
 - [16] B. Tadić and D. Dhar, *Phys. Rev. Lett.* **79**, 1519 (1997).
 - [17] J. Hasty and K. Wiesenfeld, *Phys. Rev. Lett.* **81**, 1722 (1998).
 - [18] R. Pastor-Satorras and A. Vespignani, *J. Phys. A* **33**, L33 (2000).
 - [19] S. S. Manna, L. B. Kiss, and J. Kertesz, *J. Stat. Phys.* **61**, 923 (1990).
 - [20] K. Christensen and Z. Olami, *Phys. Rev. E* **48**, 3361 (1993).
 - [21] A. Chessa, E. Marinari, A. Vespignani, and S. Zapperi, *Phys. Rev. E* **57**, R6241 (1998).

- [22] S. S. Manna, A. D. Chakrabarti, and R. Cafiero, Phys. Rev. E **60**, R5005 (1990).
- [23] T. Tsuchiya and M. Katori, J. Phys. A **32**, 1629 (1999).
- [24] M. Paczuski and K. E. Bassler, e-print cond-mat/0005340.
- [25] M. Kloster, S. Maslov, and C. Tang, e-print cond-mat/0005528.
- [26] A. Vespignani and S. Zapperi, Phys. Rev. E **57**, 6345 (1998).
- [27] R. Dickman, A. Vespignani, and S. Zapperi, Phys. Rev. E **57**, 5095 (1998).
- [28] A. Vespignani, R. Dickman, M. A. Muñoz, and S. Zapperi, Phys. Rev. Lett. **81**, 5676 (1998).
- [29] S. Lübeck, Phys. Rev. E **58**, 2957 (1998).
- [30] W. Kinzel, in *Percolation Structures and Process*, Vol. 5 of *Annals of the Israel Physical Society*, edited by G. Deutscher, R. Zallen, and J. Adler (Adam Hilger, Bristol, 1983), Chap. 18.
- [31] A. Vázquez, cond-mat/0003420.
- [32] M. Paczuski and S. Boettcher, Phys. Rev. Lett. **77**, 111 (1996).
- [33] K. B. Lauritsen and M. Alava, e-print cond-mat/9903346; M. Alava and K. B. Lauritsen, cond-mat/0002406.
- [34] It is obvious that, on the contrary, the exponents relating the deviation from the critical point can be different; i.e., cutoffs are determined by L or ϵ , which are different quantities.
- [35] C. Tang and P. Bak, Phys. Rev. Lett. **60**, 2347 (1988).
- [36] J. Marro and R. Dickman, *Nonequilibrium Phase Transitions in Lattice Models* (Cambridge University Press, Cambridge, 1999).
- [37] The connection between SOC and absorbing phase transitions has been also discussed for the Bak-Sneppen model, M. Paczuski, S. Maslov, and B. Bak, Europhys. Lett. **27**, 97 (1994); **28**, 295(E) (1994); P. Grassberger, Phys. Lett. A **200**, 277 (1995).
- [38] I. S. Gradshteyn and I. M. Ryzhik, *Table of Integrals, Series, and Products*, 4th ed. (Academic Press, San Diego, 1979).